



INVESTOR PRESENTATION
Q2 2026

XXIX: TSXV | QCCUF: OTCQB | 5LW0: FSE

DEVELOPING TWO FUTURE COPPER MINES

- Opemiska: one of the highest-grade open pitable copper projects in North America.
- Thierry: the largest primary copper resource in Ontario.
- Fully funded with plan to rapidly develop both assets.



OPEMISKA LOCATION ADVANTAGE

- In Place Infrastructure
- Community Support
- Consolidation & Resource Growth

Opemiska

1,720 Mlbs (69.6Mt @ 1.1% CuEq) - Indicated
746 Mlbs (80.6Mt @ 0.4% Cu) - Inferred

XXIX Opemiska Project

Ouje-Bougoumou

Chibougamau

Chapais

Airport

0 km 10 km



A BILLION-DOLLAR OPPORTUNITY: OPEMISKA ECONOMICS

- One of the highest-grade copper open pits: 0.7% CuEq average grade.
- High margin operation: low CAPEX + low cost of production.

Current Pricing – After Tax Economics

>\$1B
NPV 8%

>50%
IRR

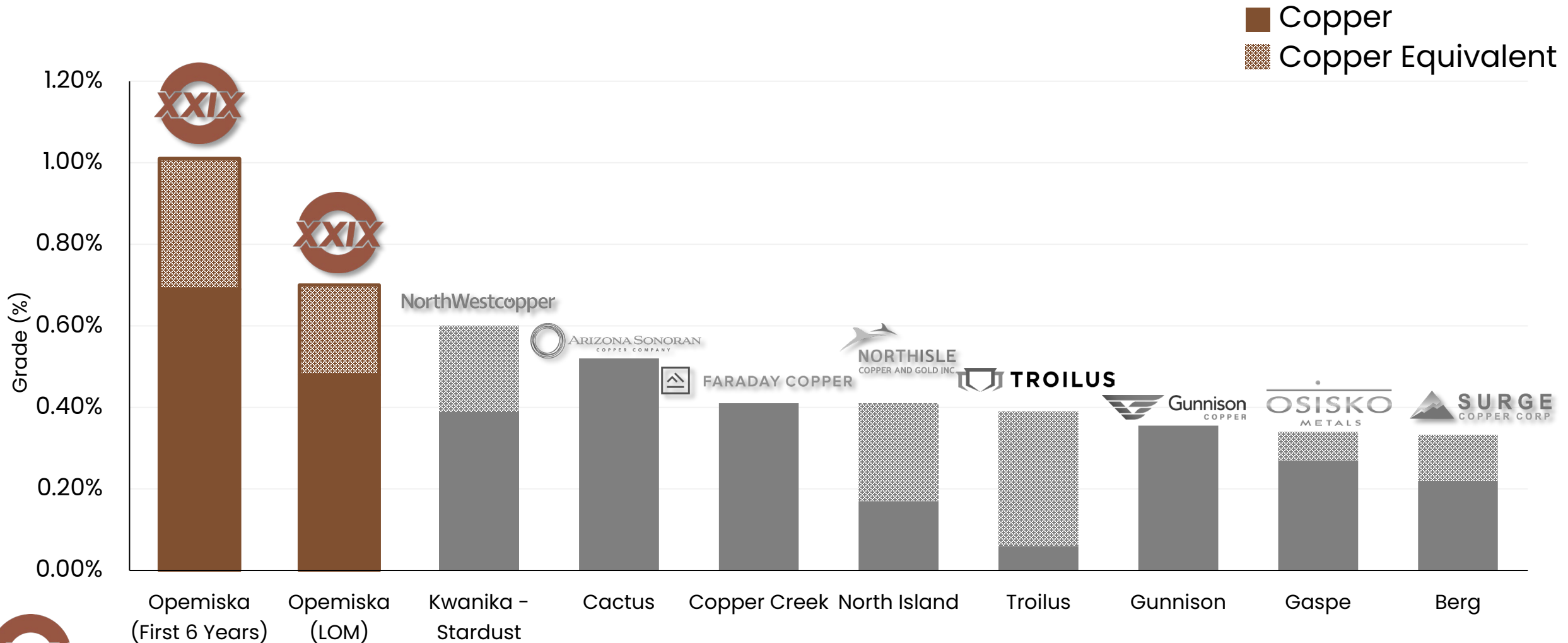
<1.5 Yrs
Payback

17 Years
Mine Life

US\$5.50/lb Cu, US\$5,000/oz Au, US\$80/oz Ag



HIGHEST GRADE ACROSS NORTH AMERICAN PEERS



LOWEST INITIAL CAPEX ACROSS PEER GROUP

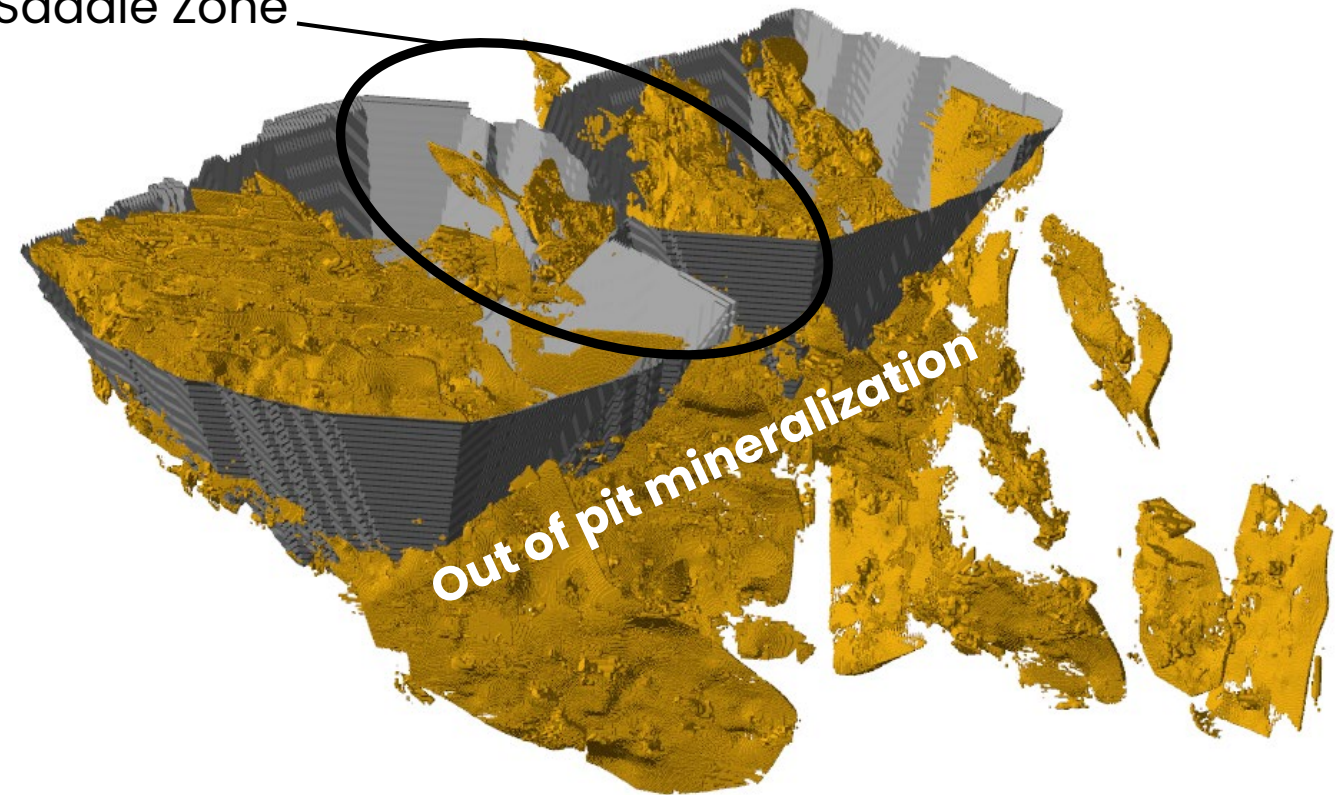


OPEMISKA WILL CONTINUE TO GROW

- PEA only 51% of Resource.
- Growth through drilling:
 1. Saddle Zone: between existing Springer and Perry pits.
 2. Cooke Gold Zone: primary gold.
- Opemiska is district-scale: >20,000 hectares with multiple untested targets.

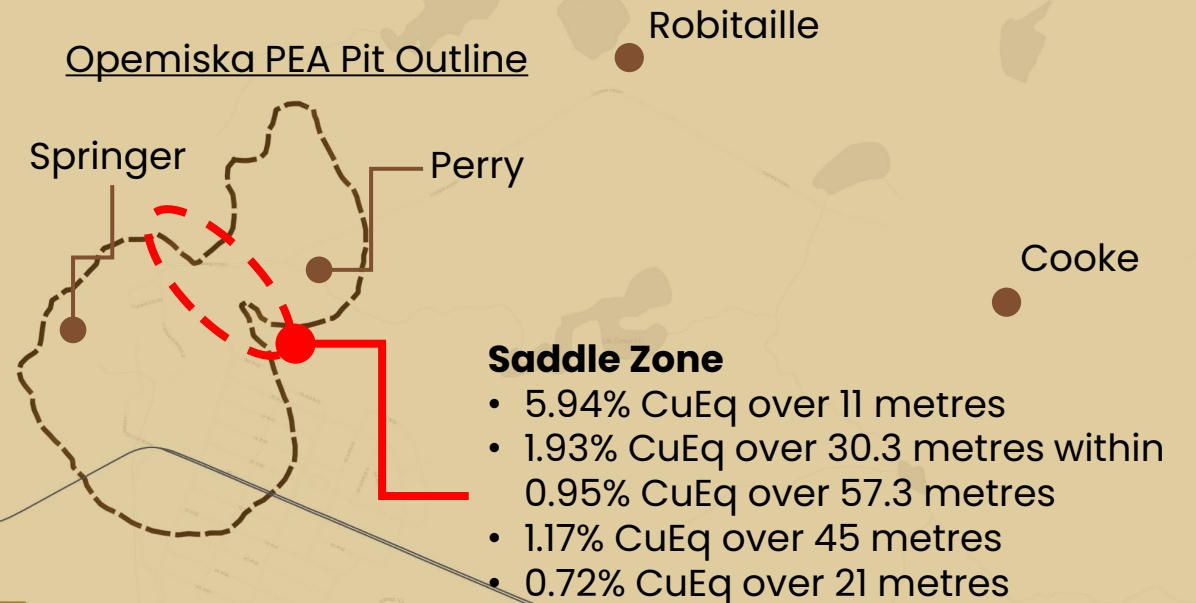
2025 Mineral Resource Estimate

Saddle Zone



SADDLE ZONE: BOOSTING PIT ECONOMICS

- High-grade zone between Springer and Perry.
- Saddle Zone will:
 1. Increase overall tonnage.
 2. Deepen the existing pit.
 3. Add a new mineable zone.



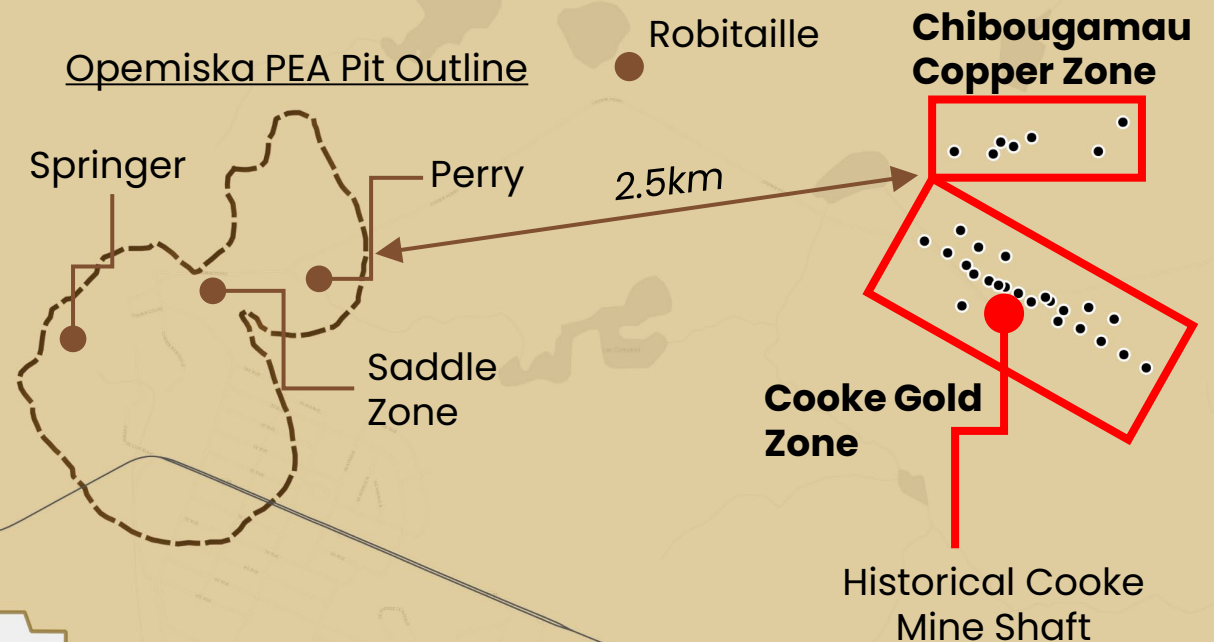
Legend

● Historical Mine Shaft



COOKE: A PRIMARY GOLD OPEN PIT

- Gold-copper zone including 700m long crown pillar.
- 5 g/t gold - historical mill head grade.
- Cooke will boost financial and operational metrics.
- 9,300m drill program ongoing.



Legend

- Historical Mine Shaft
- Drill Hole



THIERRY: ONTARIO'S LARGEST PRIMARY COPPER DEPOSIT

- Copper resource with nickel + PGE upside.
- Easy road access.
- In place infrastructure.
- Community support.



K2 Zone – Cu + Ni + PGE

322 Mlbs (8.8Mt @ 1.6% Cu) – Indicated
538 Mlbs (14.9Mt @ 1.6% Cu) – Inferred

K1 Zone – Cu + Ni + PGE

450 Mlbs (53.6Mt @ 0.38% Cu) – Inferred

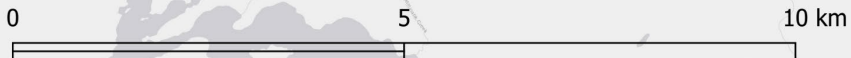
J Zone

G Zone

G & J Zones

485 Mlbs (55Mt @ 0.4% Cu) – Historical

Red Lake
250km



Thunder Bay
450km



THIERRY K1: OPEN PIT WITH IMMEDIATE UPSIDE

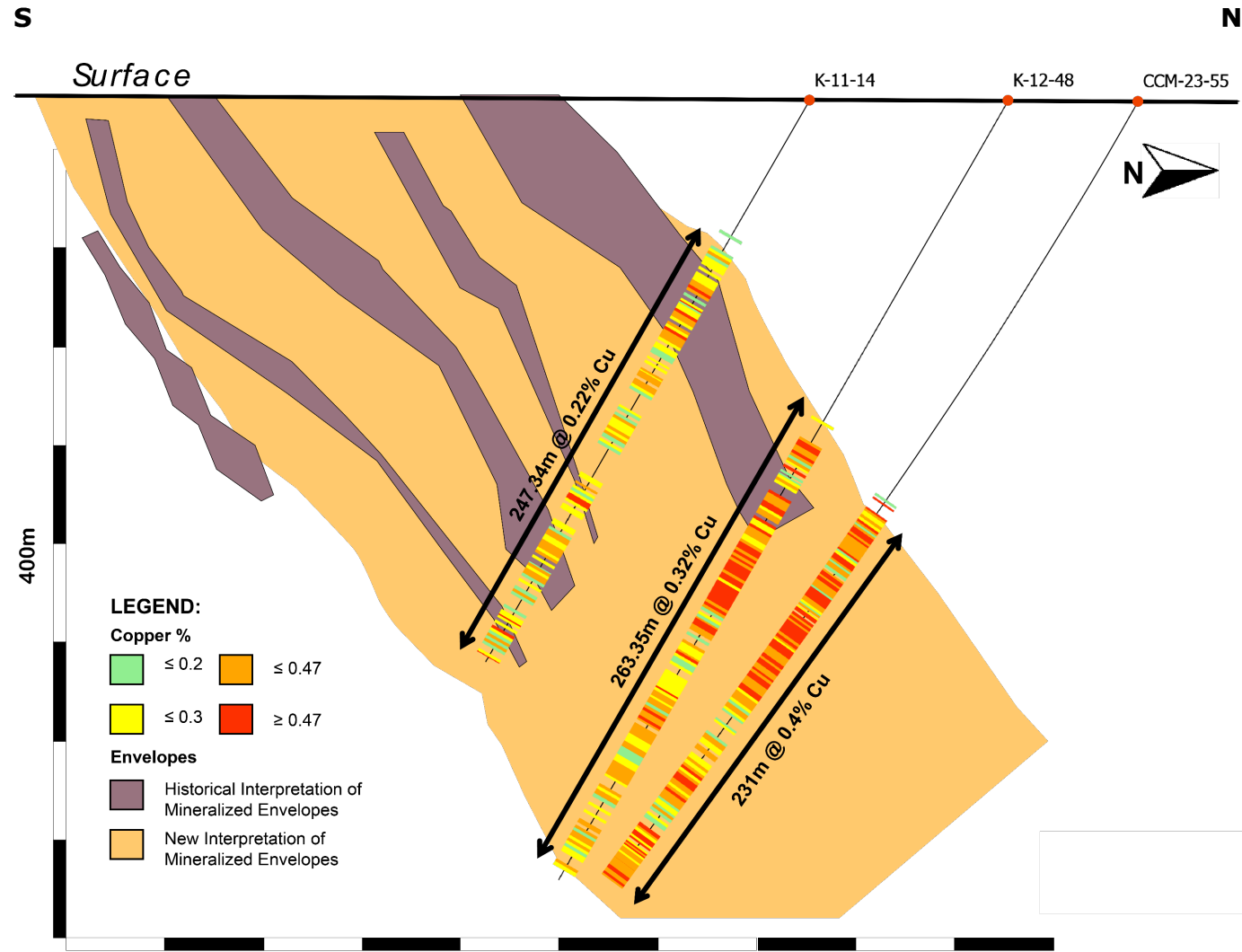
K1 Zone Inferred MRE (2021):

Tonnes (Mt)	Cu (%)	Ni (%)	Au (g/t)	Pt (g/t)	Pd (g/t)	Ag (g/t)
53.6	0.38	0.10	0.10	0.07	0.21	1.8

Bulk mining model to grow resource.

Significant potential outside of existing resource:

- Open at depth below 400m.
- Increasing grade with depth.



THIERRY K2: HIGH-GRADE UNDERGROUND

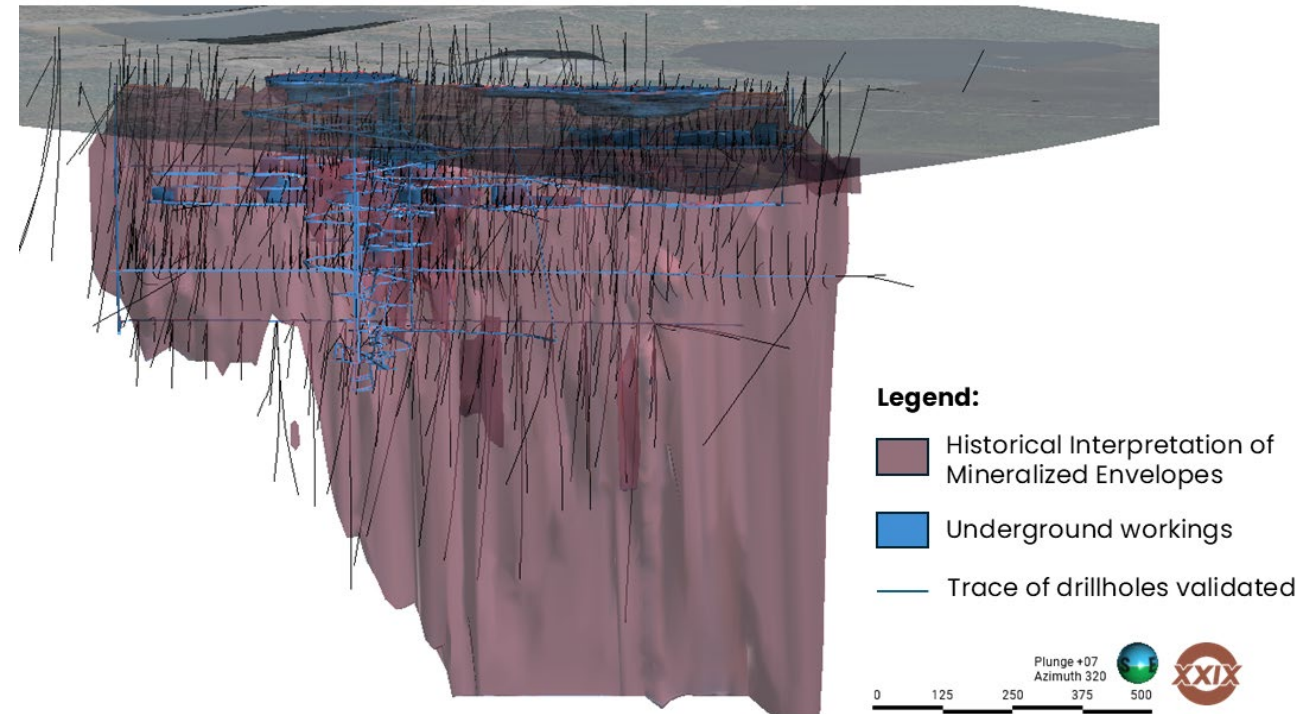
K2 Zone MRE (2021):

	Tonnes (Mt)	Cu (%)	Ni (%)	Au (g/t)	Pt (g/t)	Pd (g/t)	Ag (g/t)
M&I	8.8	1.66	0.19	0.05	0.04	0.13	4.0
Inf.	14.9	1.64	0.16	0.10	0.07	0.21	6.4

Fully developed underground mine.

+210,000 metres of drill data across K2 and K1.

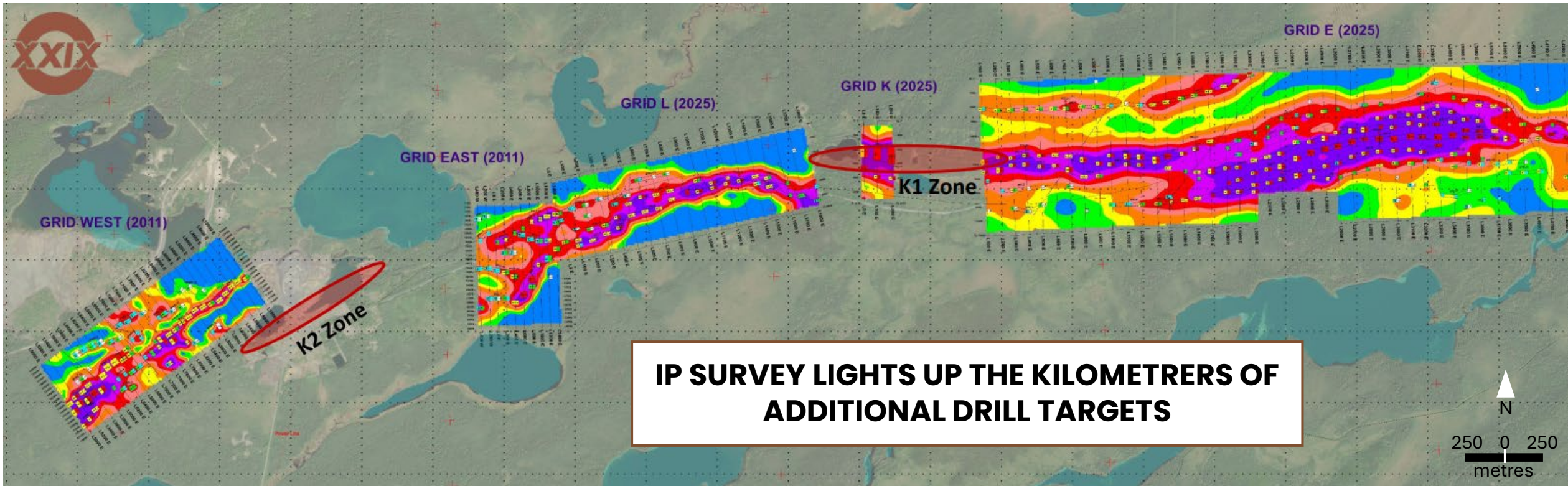
Data validation nearing completion.



THIERRY: FULL OF DRILL TARGETS TO SCALE UP

District scale exploration targets throughout property.

Potential mineralization between K1 and K2.



**IP SURVEY LIGHTS UP THE KILOMETERS OF
ADDITIONAL DRILL TARGETS**

GROWTH & UPCOMING CATALYSTS

Opemiska

- Expand on Opemiska economics.
 - Saddle & Cooke drill program.
 - Target near-surface copper and gold resources.
 - Progress towards PFS.

Thierry

- Prove out bulk tonnage concept.
 - Large-scale drill program at K1.
 - Complete K2 data validation.
 - Work towards updated MRE and PEA.

	2026			
	Q1	Q2	Q3	Q4
Opemiska Project				
Saddle Drilling				
Cooke Drilling				
Environmental Baseline Studies				
Pre Feasibility Study (PFS)				
Thierry Project				
K1 Zone Drill Program				
K2 Zone Data Validation				
Corporate				
Strategic / Cornerstone Investor				
Ongoing stakeholder engagement				



THE OPPORTUNITY: SIGNIFICANTLY UNDERVALUED

XXIX is currently trading at 11% of Opemiska's NPV vs. average peer group of 64%.

+ Thierry not receiving any value.

Project	Opemiska	Gunnison	Berg	North Island	Cactus	Troilus	Copper Creek	Gaspe
Company	XXIX Metal	Gunnison Copper	Surge Copper	Northisle Copper & Gold	Arizona Sonoran Copper	Troilus Mining	Faraday Copper	Osisko Metals
Location	Quebec	Arizona	British Columbia	British Columbia	Arizona	Quebec	Arizona	Quebec
NPV (C\$M)	\$505.2	\$1,700	\$2,083.6	\$1,996	\$3,106.7	\$885	\$962.5	NA
IRR	27%	21%	20%	29%	23%	14%	16%	NA
Pay Back	2.3	4.1	3.9	1.9	5.3	5.7	4.1	NA
Market Cap (C\$M)	\$56	\$224	\$283	\$958	\$1,950 (Acquired by Hudbay for \$9.35/sh, 208.6M shares out.)	\$1,000	\$1,218	\$953
Market Cap / NPV	11%	13%	14%	48%	71%	113%	127%	NA

as of March 10, 2026.



MANAGEMENT & BOARD



STEPHEN STEWART
FOUNDER & CHAIRMAN

20 years of experience in the resource and finance industries
Founder of Ore Group, focused on the M&A, exploration and development of resource assets



GUY LE BEL
CEO & DIRECTOR

Over 35 years in strategic and financial mine planning
Former CEO of Aquila ; VP of Capstone Mining and VP of Quadra/FNX Mining.
Has held board positions in numerous junior exploration and mining companies since 2007



JOEL FRIEDMAN
CFO

Over 10 + years' experience in the mining industry
Held senior roles at Banro Corporation and Primero Mining Corporation
Holds CPA, CA and Honours Bachelor of Business Administration



DENIS MCNICHOLS, géo.
V.P. EXPLORATION

Geologist with more than 25 years of experience in exploration and mining.
Significant field experience managing exploration programs for gold and base metal deposits.
Bachelors in Geology from University of Chicoutimi.



ALEXANDER STEWART
DIRECTOR

Over 40 years of experience in the practice of securities law and natural resource investment
In the past he was the founder behind a number of mining projects including the Côté Lake Project and the Eagle One deposit



CHARLES BEAUDRY
DIRECTOR

Geologist with more than 35 years of experience across the globe
17 years with Noranda-Falconbridge-Xstrata as well as a tenure with IAMGOLD as General Manager of New Business Opportunities



MICHAEL MANSFIELD
DIRECTOR

+20 years experience as an investment advisor and currently a Vice-President, investment professional with Industrial Alliance Securities.
Successfully taking public over 100 companies via qualifying transaction by Capital Pool Corporations and secondary financings.



PHIL CLOUTIER
DIRECTOR

Geologist with more than 30 years of experience with major and junior mining companies Founding and current CEO of Cartier Resources Inc., former President of Mineral Exploration Association of Quebec



ANTHONY MOREAU
DIRECTOR

10 years of experience in the mining industry
Previously with IAMGOLD in Business Development & Special Projects Director of the Young Mining Professionals Toronto and co-founder of the YMP Scholarship Fund



CORPORATE OVERVIEW

KEY METRICS

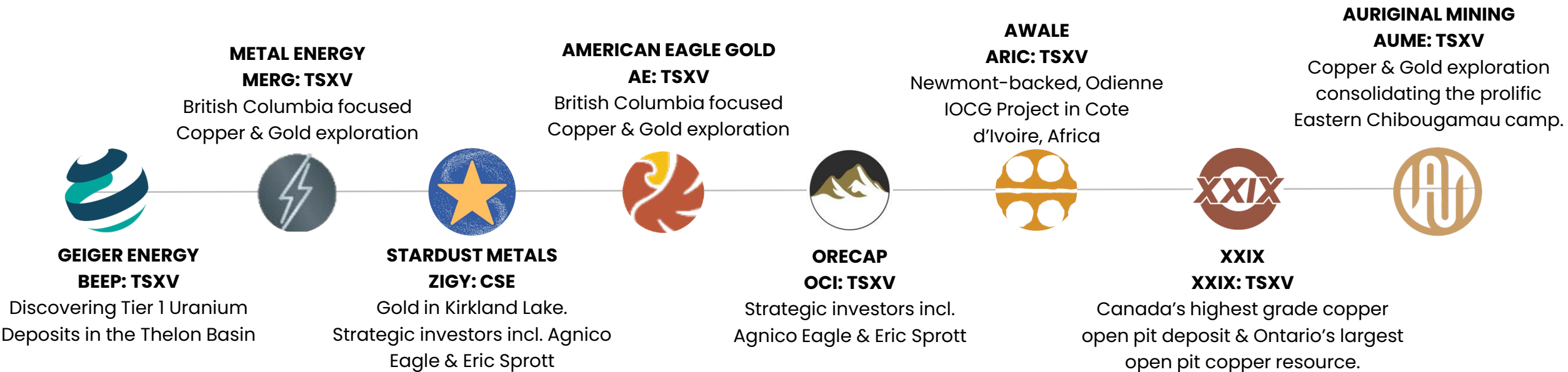
TSX Venture Exchange	XXIX:TSXV
Shares Outstanding	418.5M
Warrants, Options & RSUs	107.3M
Share Price (Mar 11, 2026)	\$0.13
Market Capitalization	\$54M
Cash + Amounts Receivable	\$20M
Marketable Securities ¹	\$567k – 2.14M Geiger shares (BEEP:TSXV) \$3.42M – 42.75M Auriginal shares (AUME:TSXV)

¹ As of close Mar 11, 2026

SHARE PRICE – XXIX



Ore Group consists of in-house technical and financial expertise & is focused on premier jurisdictions & on metals with strong, long-term fundamentals



FORWARD LOOKING STATEMENTS

WE ARE IN THE MINERAL EXPLORATION AND DEVELOPMENT BUSINESS. IT IS INHERENTLY RISKY, AND ALL INVESTORS SHOULD BE KEENLY AWARE OF THIS

The reader is advised that the Preliminary Economic Assessment summarized in this presentation is intended to provide only an initial, high-level review of Opemiska's economic potential. The PEA mine plan and economic model include numerous assumptions and the use of inferred mineral resources. Inferred mineral resources are considered to be too speculative to be used in an economic analysis except as allowed for by NI 43-101 in PEA studies. There is no guarantee that inferred mineral resources can be converted to indicated or measured mineral resources, and as such, there is no guarantee the Project economics described herein will be achieved. XXIX may be eligible for Clean Technology Manufacturing Investment Tax Credit. This legislation was enacted on June 20, 2024. There is no guarantee the Company will be able to access the CTM-ITC.

This presentation contains forward-looking statements. All statements, other than of historical fact, that address activities, events or developments that XXIX Metal Corp. believes, expects or anticipates will or may occur in the future (including, without limitation, statements regarding mineral resources, exploration plans, exploration results, the achievement of resource growth opportunities, the achievement of costs and revenues as set out in the PEA, the estimated development timeline and production schedule, the receipt of the Clean Technology Manufacturing Investment, and the expected growth of the Openiska mine with the inclusion of the Cooke property are forward-looking statements. Forward-looking statements are generally identifiable by use of the words "may", "will", "should", "continue", "expect", "anticipate", "estimate", "believe", "intend", "plan" or "project" or the negative of these words or other variations on these words or comparable terminology. Forward-looking statements are subject to a number of risks and uncertainties, many of which are beyond XXIX Metal Corp.'s ability to control or predict, that may cause the actual results of the project to differ materially from those discussed in the forward-looking statements. Factors that could cause actual results or events to differ materially from current expectations include, among other things, without limitation, failure to establish estimated mineral resources, the possibility that future exploration results will not be consistent with XXIX Metal Corp.'s expectations, changes in world commodity markets and other risks disclosed to the Canadian provincial securities regulatory authorities. Any forward-looking statement speaks only as of the date on which it is made and, except as may be required by applicable securities laws, XXIX Metal Corp. disclaims any intent or obligation to update any forward-looking statement.

CAUTIONARY STATEMENT REGARDING HISTORICAL RESOURCES

The reader is cautioned that XXIX Metal Corp. has not undertaken any independent investigation of the dimensions, quantity or grade of the former Cooke gold-copper mine, Thierry K1 Zone, Thierry K2 Zone referred to above, therefore this historical data should not be relied upon. A qualified person has not done sufficient work to classify the historical estimate as current mineral resources or mineral reserves and XXIX Metal Corp. is not treating the historical estimate as current mineral resources or mineral reserves. XXIX Metal Corp. views this historical data as a conceptual indication of the potential size and grade of deposits in the area, and this data is relevant to ongoing exploration efforts. XXIX Metal Corp. does not treat any of the historical resources as Current mineral resources or mineral reserves.

The technical information contained in this XXIX Metal Corp. Presentation has been reviewed and approved by Denis McNichols, geo, Vice President Exploration for XXIX Metal Corp., who is a Qualified Person as defined in "National Instrument 43-101, Standards of Disclosure for Mineral Projects." All currency numbers are in \$CAD unless otherwise stated.

*Note on Inferred Resources in the PEA: The PEA is preliminary in nature, and including inferred mineral resources that are considered too speculative geologically to have economic considerations applied to them that would enable them to be categorized as mineral reserves, and there is no certainty that the PEA will be realized.

CAUTIONARY STATEMENT REGARDING COPPER EQUIVALENT GRADES

Metal Prices used in the calculation of Copper Equivalent (CuEq) include Base Case pricing of US\$4.35/lb copper, US\$3,000/oz gold and US\$30.00/oz silver and use the following formula: $CuEq\ grade = Cu\ grade * [Total\ NSR / Cu\ NSR]$.

RISK FACTORS

An investment in the Company's securities is speculative and is subject to a number of risks and uncertainties that should be considered by a prospective investor. Prospective investors should carefully consider the risk factors described under "Risks and Uncertainties" in the Company's management discussion and analysis for the year ended October 31, 2024 before purchasing securities of the Company.

An investment in securities of the Company is suitable for only those investors who are willing to risk a loss of their entire investment and who can afford to lose their entire investment. Subscribers should consult their own professional advisors to assess the income tax, legal and other aspects of an investment in the Company.

Non-IFRS Financial Measures

This presentation makes reference to certain non-IFRS measures including "Initial Capital Cost", "Sustaining Capital", Closure Costs, C1 Cash Cost, C3 Cash Cost, NPV to Initial Capital, CAPEX Intensity, Profitability Index and Market Cap to NPV ratio. Non-IFRS measures and industry metrics do not have a standardized meaning prescribed by IFRS and are therefore unlikely to be comparable to similar measures presented by other companies. These measures are provided as additional information to complement IFRS measures by providing further understanding of our results of operations from management's perspective. Accordingly, these measures should not be considered in isolation nor as a substitute for analysis of our financial information reported under IFRS. The term EBITDA consists of net loss and excludes interest, taxes, depreciation and amortization. The most directly comparable measure to EBITDA calculated in accordance with IFRS is net loss.

FUTURE ORIENTED FINANCIAL INFORMATION

To the extent any forward-looking information in this Presentation constitutes "future-oriented financial information" or "financial outlooks" within the meaning of applicable Canadian securities laws, such information is being provided to demonstrate the anticipated market access and the reader is cautioned that this information may not be appropriate for any other purpose and the reader should not place undue reliance on such future-oriented financial information and financial outlooks. Future-oriented financial information and financial outlooks, as with forward-looking information generally, are, without limitation, based on the assumptions and subject to the risks set out above. Our actual financial position and results of operations may differ materially from management's current expectations and, as a result, our revenue and profitability may differ materially from any revenue or profitability profiles provided in this presentation. Such information is presented for illustrative purposes only and may not be an indication of our actual financial position or results of operations.



RISK FACTORS

STATUTORY RIGHTS OF ACTION FOR DAMAGES OR RESCISSION FOR CANADIAN INVESTORS

The following is a summary of rights of rescission or damages, or both, available to purchasers resident in the province of Ontario, New Brunswick, Nova Scotia and Saskatchewan. If there is a misrepresentation herein and you are a purchaser under securities legislation in Ontario, New Brunswick, Nova Scotia and Saskatchewan you have, without regard to whether you relied upon the misrepresentation, a statutory right of action for damages, or while still the owner of the securities, for rescission against the Company, and in New Brunswick, Nova Scotia and Saskatchewan, a statutory right of action for damages against the directors of the Company. In Ontario, statutory rights of rescission or damages are not available if the purchaser is: (a) an association governed by the Cooperative Credit Associations Act (Canada) or a central cooperative credit society for which an order has been made under Section 473(1) of that act; (b) a bank, loan corporation, trust company, trust corporation, insurance company, treasury branch, credit union, caisse populaire, financial services corporation, or league that, in each case, is authorized by an enactment of Canada or a jurisdiction of Canada to carry on business in Canada or a jurisdiction in Canada; (c) a Schedule III bank, meaning an authorized foreign bank named in Schedule III of the Bank Act (Canada); (d) the Business Development Bank of Canada incorporated under the Business Development Bank of Canada Act (Canada); or (e) a subsidiary of any person referred to in paragraphs (a), (b), (c) or (d), if the person owns all of the voting securities of the subsidiary, except the voting securities required by law to be owned by the directors of the subsidiary.

This statutory right of action is subject to the following: (a) if you elect to exercise the right of action for rescission, you will have no right of action for damages against the Company; (b) except with respect to purchasers resident in Nova Scotia, no action shall be commenced to enforce a right of action for rescission after 180 days from the date of the transaction that gave rise to the cause of action; (c) no action shall be commenced to enforce a right of action for damages after the earlier of (i) 180 days (with respect to purchasers resident in Ontario) or one year (with respect to purchasers resident in Saskatchewan and New Brunswick) after you first had knowledge of the facts giving rise to the cause of action and (ii) three years (with respect to purchasers resident in Ontario) or six years (with respect to purchasers resident in Saskatchewan and New Brunswick) after the date of the transaction that gave rise to the cause of action; (d) with respect to purchasers resident in Nova Scotia, no action shall be commenced to enforce a right of action for rescission or damages after 120 days from the date on which payment for the securities was made by you; (e) the Company will not be liable if it proves that you purchased the securities with knowledge of the misrepresentation; (f) in the case of an action for damages, the Company will not be liable for all or any portion of the damages that it proves do not represent the depreciation in value of the securities as a result of the misrepresentations; and (g) in no case will the amount recoverable in such action exceed the price at which the securities were sold to you. The foregoing is a summary only and is subject to the express provisions of the Securities Act (Ontario), the Securities Act (New Brunswick), the Securities Act (Nova Scotia) and the Securities Act (Saskatchewan), and the rules, regulations and other instruments thereunder, and reference is made to the complete text of such provisions contained therein. Such provisions may contain limitations and statutory defences on which the Company may rely.

Notwithstanding that the Securities Act (British Columbia) and the Securities Act (Alberta) do not provide, or require the Company to provide, to purchasers resident in these jurisdictions any rights of action in circumstances where this presentation or an amendment hereto contains a misrepresentation, the Company hereby grants to such purchasers contractual rights of action that are equivalent to the statutory rights of action set forth above with respect to purchasers resident in Ontario.

In Manitoba, the Securities Act (Manitoba), in Newfoundland and Labrador the Securities Act (Newfoundland and Labrador) and in Prince Edward Island the Securities Act (PEI) provide a statutory right of action for damages or rescission to purchasers resident in Manitoba, Newfoundland and PEI, respectively, in circumstances where this presentation or an amendment hereto contains a misrepresentation, which rights are similar, but not identical, to the rights available to Ontario purchasers.

The statutory right of action described above is in addition to and without derogation from any other right or remedy at law.



REFERENCES & NOTES

Comparable Projects Sources:

Opemiska Project NI 43-101 Technical Report and Preliminary Economic Assessment dated effective October 17, 2025 (“PEA”).

Cactus Mine Project: NI 43-101 Technical Report – Prefeasibility Study. Prepared by M3. Effective Date: October 20, 2025.

Copper Creek Project – NI 43-101 Preliminary Economic Assessment. Prepared by Ausenco Engineering Canada. Effective Date: May 3, 2023.

North Island Project – NI 43-101 Preliminary Economic Assessment. Prepared by Ausenco Engineering Canada. Effective Date: February 12, 2025.

Kwanika-Stardust Project – NI 43-101 Preliminary Economic Assessment. Prepared by Ausenco Engineering Canada. Effective Date: January 4, 2023.

Berg Project – NI 43-101 Preliminary Economic Assessment. Prepared by Ausenco Engineering Canada. Effective Date: June 12, 2023.

Gaspe – NI 43-101 Updated Mineral Resource Estimate for the Copper Mountain Deposit, Quebec, Canada. Prepared by PLR Resources Inc. Effective Date: November 4, 2024.

Troilus – NI 43-101 Feasibility Study. Prepared by AGP Mining Consultants. Effective Date: May 14, 2024.

Gunnison – NI 43-101 Preliminary Economic Assessment. Prepared by M3. Effective Date: November 1, 2024.

Slide 9 (Cooke historical production): Morin, R. DV90-01, Energie et Ressources Naturelle Québec, Edition L. Blais-Leroux, p. 75

Slide 10-12,30: Source: Technical Report on the Thierry Copper-Nickel (PGE) Property. Prepared by P&E Mining Consultants Inc. Effective Date: October 24, 2024.

Slide 19: Source: Chevrier, Monster Lake, Philibert, Nelligan – IAMGOLD Press Release dated Oct. 20, 2025. Figure 1. Scott Lake: Technical Report on the Mineral Resource Estimate for the Scott Lake Project, Northwestern Quebec, Canada. Prepared By RPA. Effective Date: March 28, 2017. Chibougamau Project: Cygnus Metals Press Release dated September 16, 2025. Cygnus reports a 78% increase in M&I resource at its Chibougamau Copper-Gold Project.

Notes: Projects located in US with US\$ amounts have been converted to C\$ using an exchange ratio of US\$1.00 = C\$1.35. The Opemiska PEA (“PEA”) is preliminary in nature, and including inferred mineral resources that are considered too speculative geologically to have economic considerations applied to them that would enable them to be categorized as mineral reserves, and there is no certainty that the PEA will be realized. The PEA was performed assuming a copper price of US\$4.35/lb, a gold price of US\$3,000/oz and a silver price of US\$30.00/oz, a construction period of 18 months, and a total mine life of 17.1 years. Opemiska CAPEX net of expected CTM-ITC credits.

