XXIX

INVESTOR PRESENTATION

XXIX: TSXV | QCCUF: OTCQB | 5LW0: FSE

ORE GROUP

XXIX Metal Corp : Part of ORE GROUP

Ore Group consists of in-house technical and financial expertise & is focused on premier jurisdictions & on metals with strong, long-term fundamentals

GEIGER ENERGY
BEEP: TSXV
Discovering Tier 1 Uranium Deposits in the Thelon Basin

METAL ENERGY
MERG: TSXV
British Columbia focused Copper & Gold exploration

STARDUST METALS
ZIGY: CSE
Gold in Kirkland Lake. Strategic investors incl. Agnico Eagle & Eric Sprott

AMERICAN EAGLE GOLD
AE: TSXV
British Columbia focused Copper & Gold exploration

ORECAP
OCI: TSXV
Strategic investors incl. Agnico Eagle & Eric Sprott

AWALE
ARIC: TSXV
Newmont-backed, Odienne IOCG Project in Cote d'Ivoire, Africa

XXIX
XXIX: TSXV
Canada's highest grade copper open pit deposit & Ontario's largest open pit copper resource.

AURIGINAL MINING
AUME: TSXV
Copper & Gold exploration consolidating the prolific Eastern Chibougamau camp.

XXIX: DEVELOPING TWO FUTURE COPPER MINES

- **Two of the three largest copper resources in Eastern Canada** — 100% owned.
- **Opemiska:** one of the highest-grade open-pittable copper projects in North America. Pre-Feasibility Study underway.
- **Thierry:** the largest primary copper resource in Ontario. Drilling underway; updated MRE expected in 2027.
- **$19M in cash** — fully funded to rapidly advance both assets.
- **Significantly undervalued:** trading at ~14% of Opemiska NPV vs. a ~64% peer average.

COPPER CAPITAL IS ROTATING INTO CANADA

More than US$9 billion of Canadian copper investment announced in 2025–26

Teck — Highland Valley Mine-life extension to 2046; ~132 kt/yr average production	**US$1.5–1.7B**
Newmont — Red Chris BC-approved block-cave expansion; ~+15% to national output	**US$2.4B**
Eldorado — Foran McIlvenna Bay: first concentrate June 2026; commercial Q3 2026	**US$2.79B**
Vale–Glencore — Sudbury Planned JV targeting 880 kt of copper over 21 years	**US$1.6–2.0B**
Troilus — Troilus Project SocGen, KfW IPEX and EDC debt mandate; 22-year, 50 ktpd open pit	**US$1.2B**
CIB — Marathon Canada Infrastructure Bank sub-debt; ~US$710M committed	**US$142M**
NMG — Matawinie EDC and CIB senior project debt (C$459M); graphite, Québec	**US$335M**

+113%

growth in Canadian copper-zinc mining capex in 2025, to ~US$1.37B

A step-change in capital intensity for a country at ~2% of global mined output.

THE MAJORS ARE VOTING WITH CAPEX

Teck, Newmont, Eldorado, Vale and Glencore all placed Canadian copper bets inside 18 months

Capital intensity at this scale re-rates the entire Canadian copper development space

Sources: Company announcements as compiled by The Oregon Group, July 2026; S&P Global preliminary capex data; Troilus Mining news release, May 5, 2026 (US$1.2B mandate, Societe Generale / KfW IPEX-Bank / EDC); EDC and CIB news release, March 17, 2026 (C$459M senior secured project debt, Matawinie).

THE LOCATION PREMIUM FOR XXIX

Two Canadian copper projects — on infrastructure, in premium jurisdictions

OPEMISKA — QUÉBEC

Hydro-powered jurisdiction — hosting Canada's only primary copper smelter and refinery

PEA in hand — C$505M after-tax NPV8%, 27% IRR, 2.3-year payback — >C$1B NPV at spot

In-place infrastructure — airport, highway, grid power, rail and an established mining town

District open — only 51% of the resource sits in the PEA

THIERRY — ONTARIO

Ontario's largest primary copper deposit — with nickel + PGE credits

Easy road access — and in-place infrastructure near Pickle Lake

Updated MRE expected 2027 — large-scale bulk-tonnage concept advancing

Community support — and >210,000 m of historical drilling across K1 and K2

CANADA NEEDS COPPER FROM EXACTLY THESE POSTCODES

Québec processing advantage + Ontario scale — both 100% Canadian, both with infrastructure

XXIX has what the market has started to pay a premium on

Sources: XXIX Metal Corp. disclosure; Opemiska PEA (Oct 2025). See technical reports at sedarplus.ca for assumptions and QP disclosure.

THE DEFICIT IS NO LONGER A DEBATE

Bank forecasts have gone from tight to broken in six months

640 kt

2026E ex-US refined deficit — Goldman Sachs, a 10× upward revision from 60 kt

520 kt

2026E global deficit forecast — UBS, with a US$14,500/t year-end target

US$15,000

Citi's 12-month copper target; US$14,500 seen as early as June 2026

7 years

of consecutive missed production projections conceded by Codelco's chairman

The world's largest producer has capitulated. Codelco has abandoned its 1.7 Mt output target, while Goldman cut global mine supply by 350,000 tonnes in a single revision. BMO, S&P Global and the World Bank now all carry 2026 averages at or above US$12,000/t.

THE PRICE DECK UNDER COPPER DEVELOPERS KEEPS MOVING HIGHER

Goldman 10× deficit revision · Citi US$15,000 target · Codelco's seventh straight miss

Every credible forecast revision this year has moved in one direction — up

Sources: Goldman Sachs, UBS, Citi, BMO, S&P Global, World Bank, Radio Infinita — as compiled by The Oregon Group, July 2026. Third-party projections, not independently verified.

OPEMISKA VS KERR-ADDISON

Two pit-constrained open-pit deposits holding effectively the same in-situ metal value, priced roughly 27x apart.

	OPEMISKA XXIX Metal Corp. · TSXV: XXIX Chapais, Québec · Copper–Gold	KERR-ADDISON Cadillac Mines Corp. · TSX: CADY Kirkland Lake, Ontario · Gold
Pit-constrained tonnes	**141.2 Mt**	**87.9 Mt**
Contained metal	**2,147 Mlbs CuEq**	**3.31 Moz Au**
Blended pit grade	**0.69% CuEq**	**1.17 g/t Au**
Indicated share of in-situ value	**67%**	**92%**
IN-SITU METAL VALUE at 43-101 report metal prices	**~US$13.3B**	**~US$13.2B**
MARKET CAPITALIZATION XXIX at market; CADY at IPO price	**~C$71.5M**	**~C$1.9B**

Same metal value in the ground. Roughly 27x the market capitalization.

Opemiska: PLR Resources MRE eff. May 30, 2025, valued at US$6.19/lb Cu. Kerr-Addison: G Mining Services MRE eff. Feb 27, 2026, pit-constrained only (2.29 Moz underground resource excluded), valued at US$4,000/oz Au. CADY market capitalization implied at the C$6.90 IPO price. In-situ metal value is not recoverable value and is not a mineral reserve estimate. Market data as at August 25, 2026.

THE GAP IS SPONSORSHIP, NOT GEOLOGY

Kerr-Addison is priced at ~C$1.9 billion without an economic study. Opemiska has one.

WHAT OPEMISKA HAS

Completed PEA (Oct 2025) — C$505M after-tax NPV8%, 27% IRR, 2.3-year payback.

>C$1B NPV8% and >47% IRR at current spot pricing.

Copper and gold — critical-minerals exposure, not gold alone.

In-place infrastructure — airport, highway, grid power, rail and an established mining town.

Public Support from Communities

Only 51% of the resource sits in the PEA — >20,000 ha district still open.

WHAT KERR-ADDISON HAS

Pierre Lassonde as Chairman.

Agnico Eagle at ~11% plus a Franco-Nevada royalty position.

$440M in cash and $2B IPO — BMO, National Bank and Stifel syndicate.

TSX main-board listing with institutional-scale liquidity.

92% of pit value in Indicated — versus 67% at Opemiska.

No economic study yet.

Two Great Projects: One project has the economics. The other has the A Team and an incredible audience.

Opemiska PEA effective October 2025. Market capitalization / NPV calculated on XXIX's C$505.2M after-tax NPV8%.

OPEMISKA LOCATION ADVANTAGE

- In Place Infrastructure
- Community Support
- Consolidation & Resource Growth

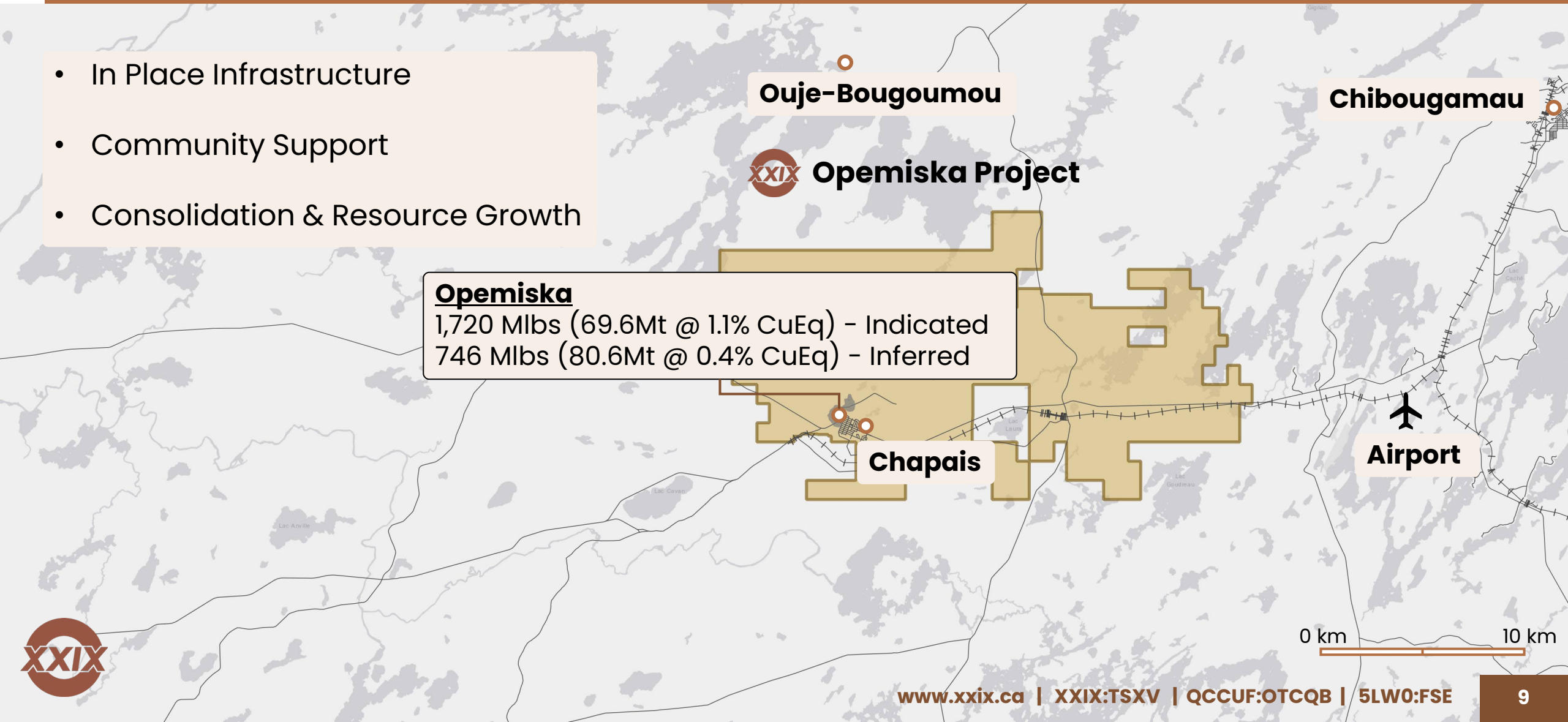

Opemiska
1,720 Mlbs (69.6Mt @ 1.1% CuEq) - Indicated
746 Mlbs (80.6Mt @ 0.4% CuEq) - Inferred

A BILLION-DOLLAR OPPORTUNITY: OPEMISKA ECONOMICS

- One of the highest-grade copper open pits: 0.7% CuEq average grade.
- High margin operation: low CAPEX + low cost of production.

Current Pricing – After Tax Economics

>$1B	>47%	<1.5 Yrs	17 Years
NPV 8%	IRR	Payback	Mine Life

US$5.50/lb Cu, US$4,500/oz Au.

*Refer to sensitivity tables within PEA for other pricing scenarios.

HIGHEST GRADE ACROSS NORTH AMERICAN PEERS

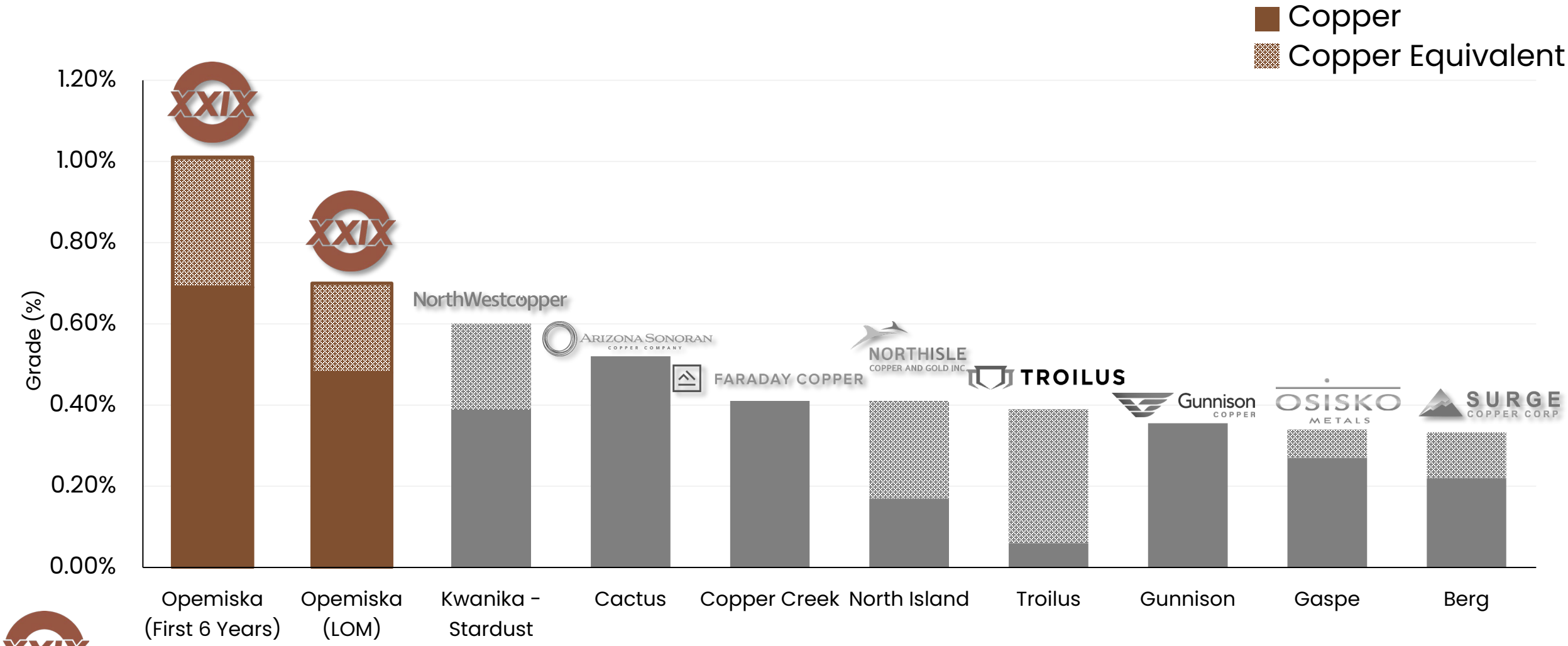

LOWEST INITIAL CAPEX ACROSS PEER GROUP

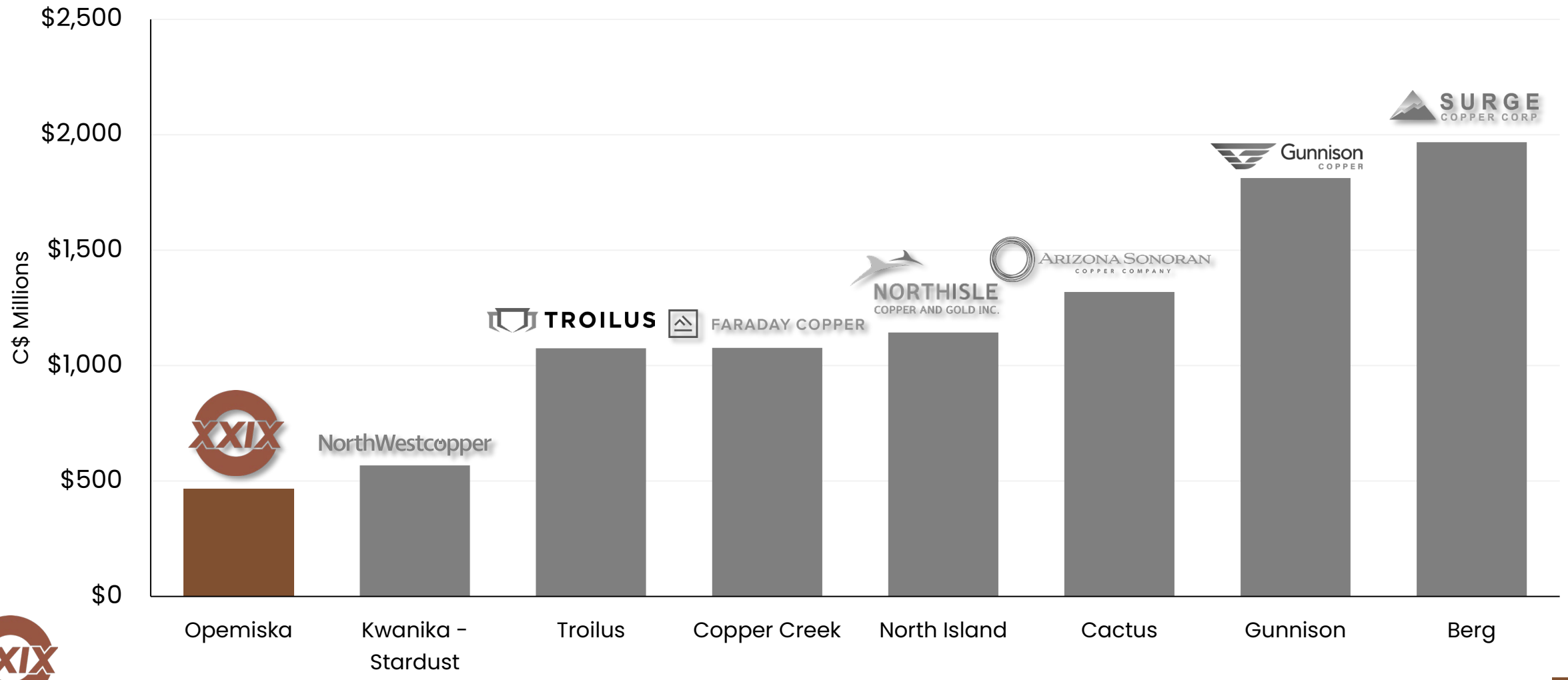

OPEMISKA WILL CONTINUE TO GROW

- PEA only 51% of Resource.
- Growth through drilling:
  1. Saddle Zone: between existing Springer and Perry pits.
  2. Cooke Gold Zone: primary gold.
- District-scale: >20,000 hectares with multiple untested targets.

2025 Mineral Resource Estimate



SADDLE ZONE: BOOSTING PIT ECONOMICS

- High-grade zone between Springer and Perry.
- Saddle Zone will:
  1. Increase overall tonnage.
  2. Deepen the existing pit.
  3. Add a new mineable zone.

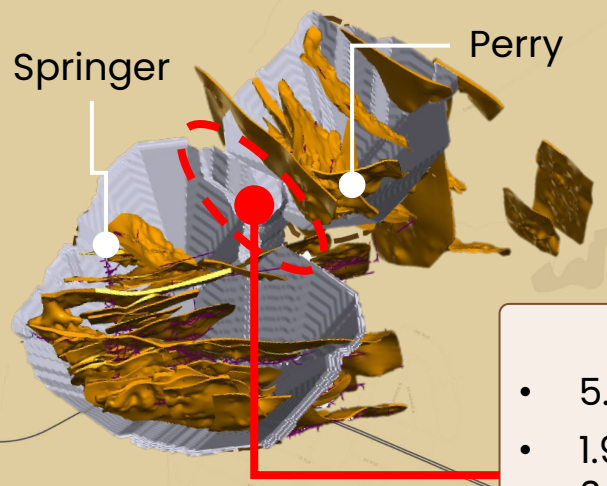

Saddle Zone

- 5.94% CuEq over 11 metres
- 1.93% CuEq over 30.3 metres within 0.95% CuEq over 57.3 metres
- 1.17% CuEq over 45 metres
- 0.72% CuEq over 21 metres

COOKE: A PRIMARY GOLD OPEN PIT

- 32.7 g/t gold, 81.4 g/t silver and 0.95% copper over 7.5 metres.
- One of the highest-grade gold intersections in the region.
- Contemplated satellite pit to Opemiska.
- Potential boost to financial and operational metrics.

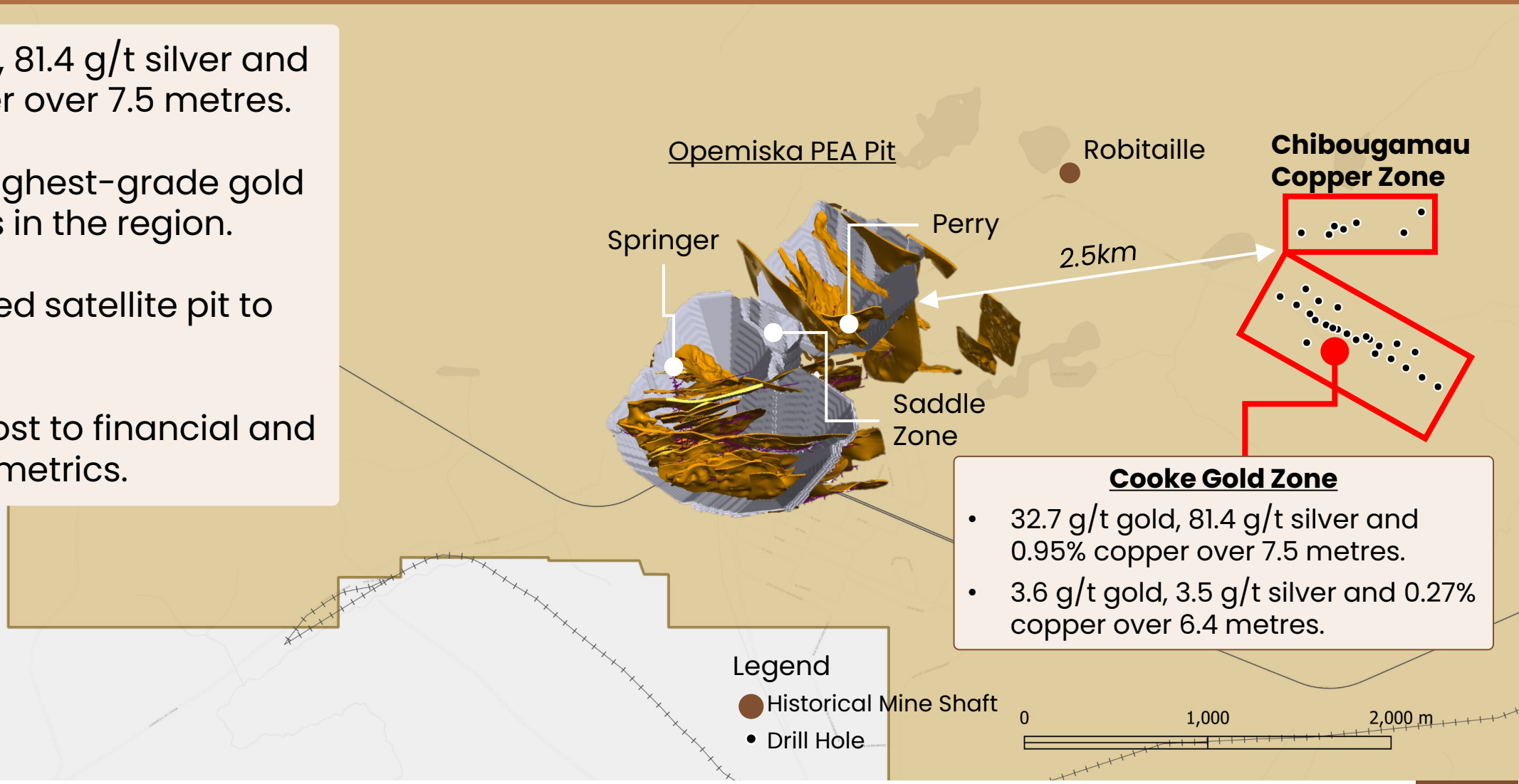

THIERRY: ONTARIO'S LARGEST PRIMARY COPPER DEPOSIT

- Copper resource with nickel + PGM + PM upside.
- Easy road access.
- In place infrastructure.
- Community support.

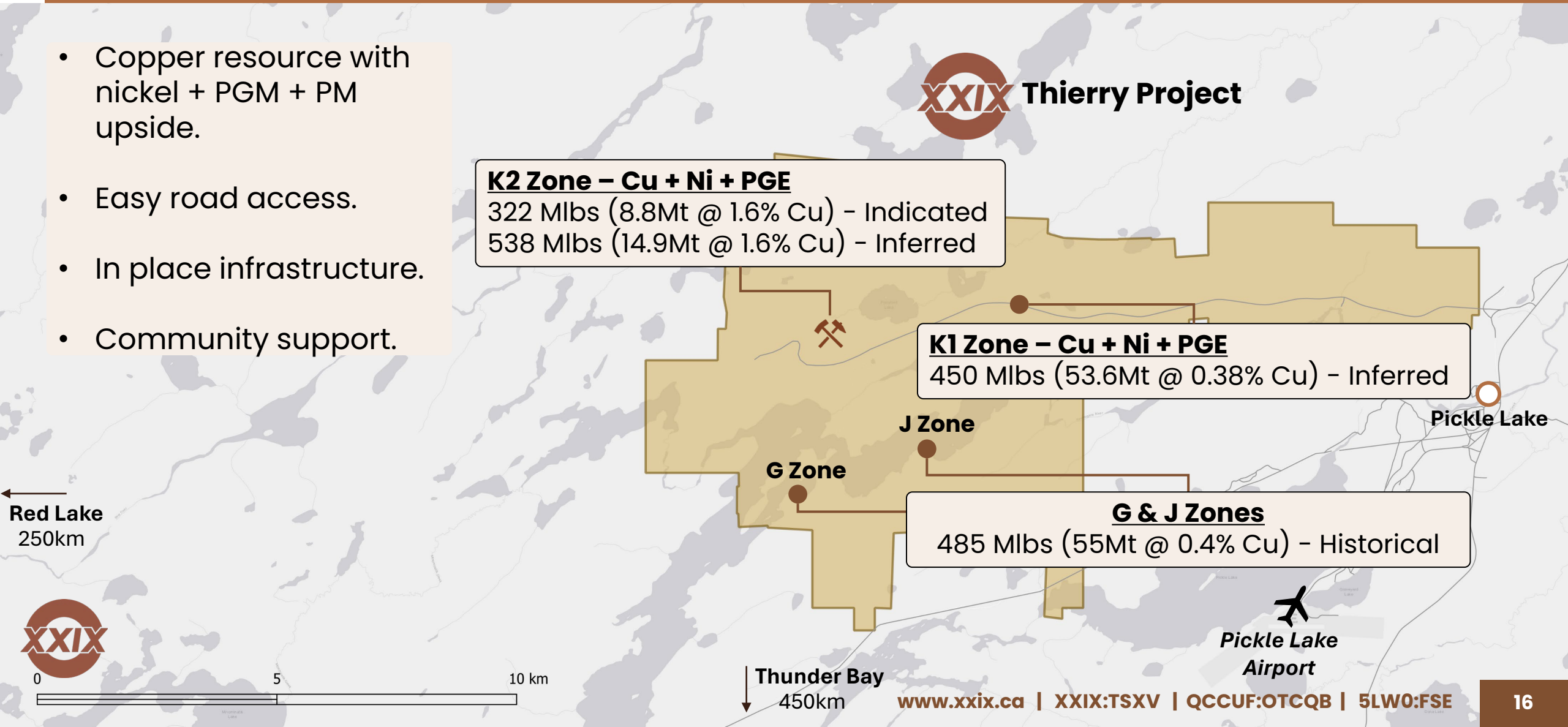

THIERRY K1: OPEN PIT WITH IMMEDIATE UPSIDE

K1 Zone Inferred MRE (2021):

Tonnes (Mt)	Cu (%)	Ni (%)	Au (g/t)	Pt (g/t)	Pd (g/t)	Ag (g/t)
53.6	0.38	0.10	0.10	0.07	0.21	1.8

New bulk mining model — updated MRE expected early 2027.

Significant potential outside of existing resource:

- Open at depth below 400m.
- Increasing grade with depth.

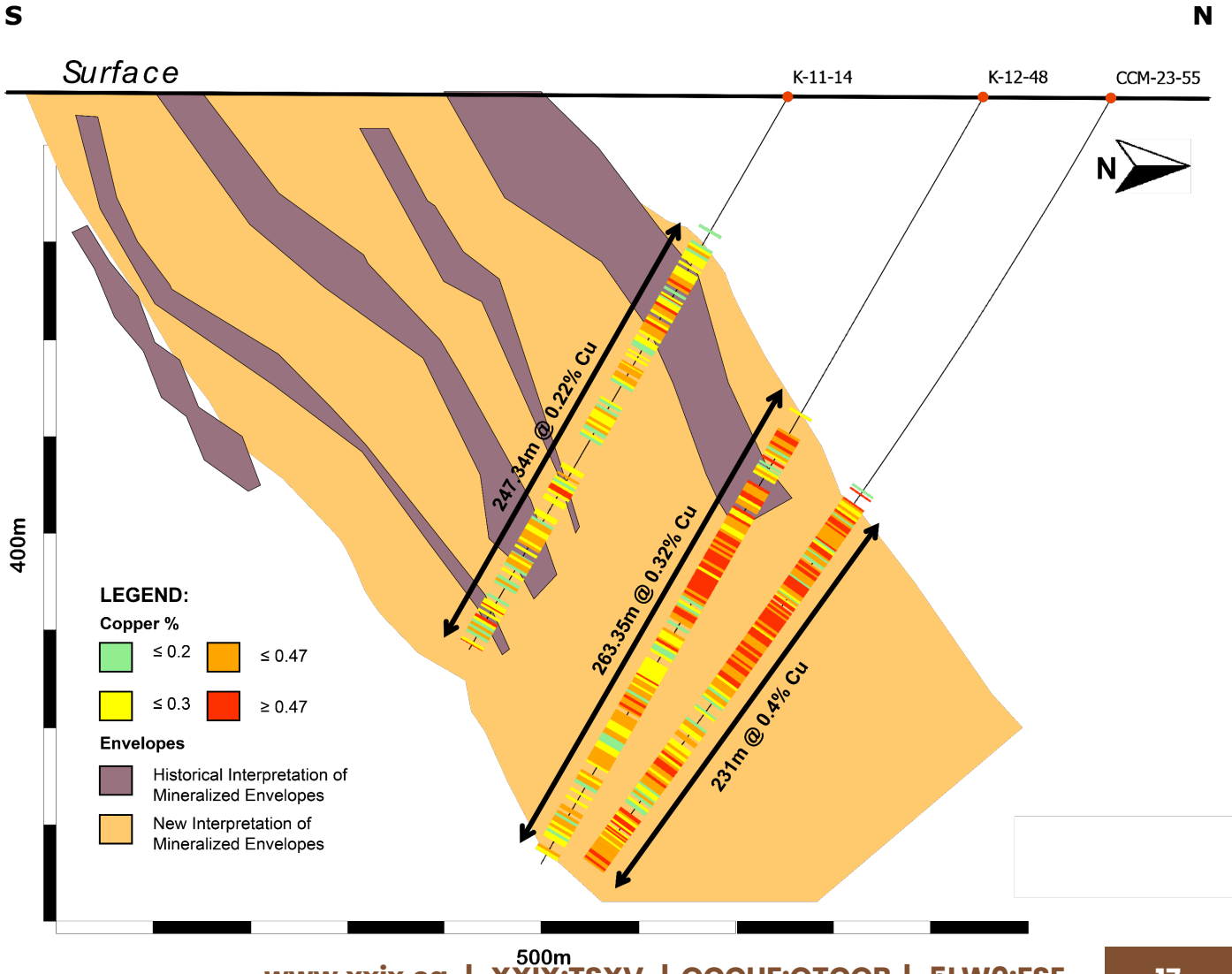

THIERRY K1: SIGNIFICANT POTENTIAL OUTSIDE OF RESOURCE

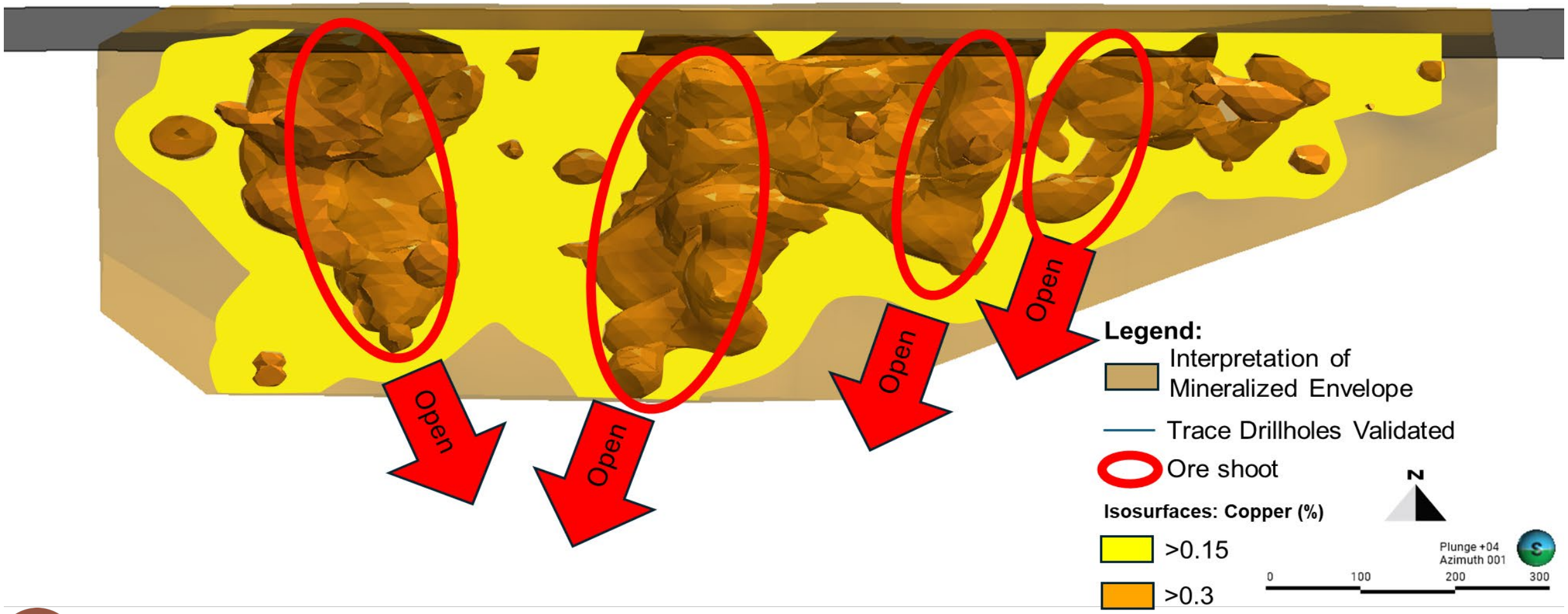

THIERRY K2: HIGH-GRADE UNDERGROUND

K2 Zone MRE (2021):

	Tonnes (Mt)	Cu (%)	Ni (%)	Au (g/t)	Pt (g/t)	Pd (g/t)	Ag (g/t)
M&I	8.8	1.66	0.19	0.05	0.04	0.13	4.0
Inf.	14.9	1.64	0.16	0.10	0.07	0.21	6.4

Fully developed underground mine.

+210,000 metres of drill data across K2 and K1.

Data validation nearing completion.



THIERRY: FULL OF DRILL TARGETS TO SCALE UP

District scale exploration targets throughout property.

Potential mineralization between K1 and K2, and East of K1.

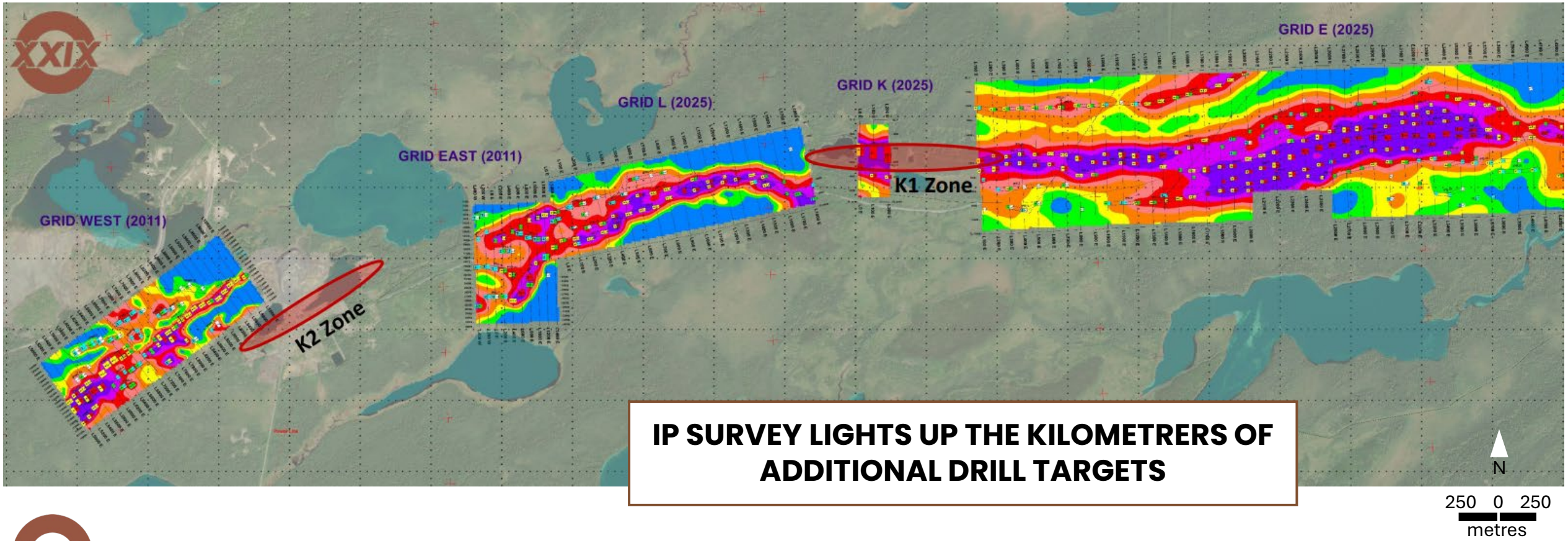

IP SURVEY LIGHTS UP THE KILOMETRERS OF ADDITIONAL DRILL TARGETS

GROWTH & UPCOMING MILESTONES

Opemiska

- Expand on Opemiska economics.
  - Saddle & Cooke drill program.
  - Target near-surface copper and gold resources.
  - Pre-Feasibility Study underway.

Thierry

- Prove out bulk tonnage concept.
  - Large-scale drill program at K1.
  - Complete K2 data validation.
  - Updated MRE expected 2027, followed by PEA.

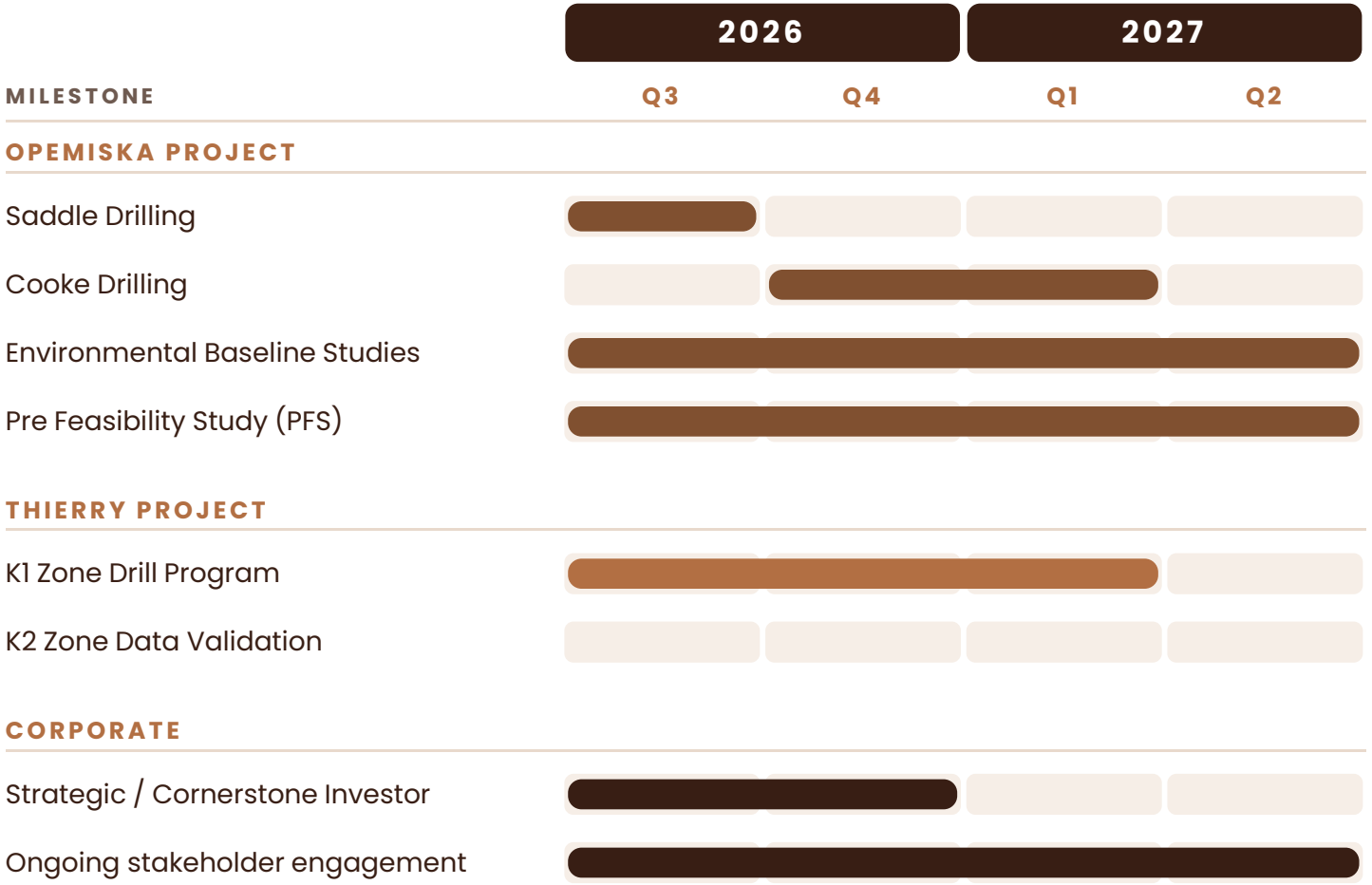

MANAGEMENT & BOARD

STEPHEN STEWART

FOUNDER & CHAIRMAN

20 years of experience in the resource and finance industries

Founder of Ore Group, focused on the M&A, exploration and development of resource assets

GUY LE BEL

CEO & DIRECTOR

Over 35 years in strategic and financial mine planning

Former CEO of Aquila ; VP of Capstone Mining and VP of Quadra/FNX Mining.

Has held board positions in numerous junior exploration and mining companies since 2007

JOEL FRIEDMAN

CFO

Over 10 + years' experience in the mining industry

Held senior roles at Banro Corporation and Primero Mining Corporation

Holds CPA, CA and Honours Bachelor of Business Administration

DENIS MCNICHOLS, géo.

V.P. EXPLORATION

Geologist with more than 25 years of experience in exploration and mining.

Significant field experience managing exploration programs for gold and base metal deposits.

Bachelors in Geology from University of Chicoutimi.

ALEXANDER STEWART

DIRECTOR

Over 40 years of experience in the practice of securities law and natural resource investment

In the past he was the founder behind a number of mining projects including the Côté Lake Project and the Eagle One deposit

CHARLES BEAUDRY

DIRECTOR

Geologist with more than 35 years of experience across the globe

17 years with Noranda-Falconbridge-Xstrata as well as a tenure with IAMGOLD as General Manager of New Business Opportunities

MICHAEL MANSFIELD

DIRECTOR

+20 years experience as an investment advisor and currently a Vice-President, investment professional with Industrial Alliance Securities.

Successfully taking public over 100 companies via qualifying transaction by Capital Pool Corporations and secondary financings.

PHIL CLOUTIER

DIRECTOR

Geologist with more than 30 years of experience with major and junior mining companies Founding and current CEO of Cartier Resources Inc., former President of Mineral Exploration Association of Quebec

ANTHONY MOREAU

DIRECTOR

10 years of experience in the mining industry Previously with IAMGOLD in Business Development & Special Projects Director of the Young Mining Professionals Toronto and co-founder of the YMP Scholarship Fund

ERIC DESAULNIERS

DIRECTOR

Professional geologist specializing in geophysics and integrated 3D earth modelling

Leads corporate development at Nouveau Monde Graphite, following his discovery of the world-class Matawinie deposit

CORPORATE OVERVIEW

KEY METRICS	
TSX Venture Exchange	XXIX:TSXV
Shares Outstanding	420.7M
Warrants, Options & RSUs	112M
Share Price (Sept 11, 2026)	$0.21
Market Capitalization	$88.3M
Cash + Amounts Receivable[1]	$19M
Marketable Securities[1]	$567k – 2.14M Geiger shares (BEEP:TSXV) $3.42M – 42.75M Auriginal shares (AUME:TSXV)

SHARE PRICE – XXIX

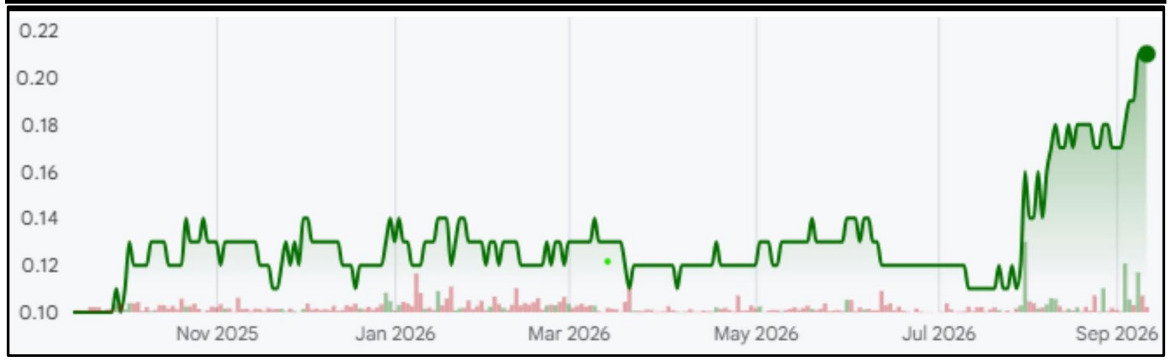

[1] Last reported

FORWARD LOOKING STATEMENTS

WE ARE IN THE MINERAL EXPLORATION AND DEVELOPMENT BUSINESS. IT IS INHERENTLY RISKY, AND ALL INVESTORS SHOULD BE KEENLY AWARE OF THIS

The reader is advised that the Preliminary Economic Assessment summarized in this presentation is intended to provide only an initial, high-level review of Opemiska's economic potential. The PEA mine plan and economic model include numerous assumptions and the use of inferred mineral resources. Inferred mineral resources are considered to be too speculative to be used in an economic analysis except as allowed for by NI 43-101 in PEA studies. There is no guarantee that inferred mineral resources can be converted to indicated or measured mineral resources, and as such, there is no guarantee the Project economics described herein will be achieved. XXIX may be eligible for Clean Technology Manufacturing Investment Tax Credit. This legislation was enacted on June 20, 2024. There is no guarantee the Company will be able to access the CTM-ITC.

This presentation contains forward-looking statements. All statements, other than of historical fact, that address activities, events or developments that XXIX Metal Corp. believes, expects or anticipates will or may occur in the future (including, without limitation, statements regarding mineral resources, exploration plans, exploration results, the achievement of resource growth opportunities, the achievement of costs and revenues as set out in the PEA, the estimated development timeline and production schedule, the receipt of the Clean Technology Manufacturing Investment, and the expected growth of the Openiska mine with the inclusion of the Cooke property are forward-looking statements. Forward-looking statements are generally identifiable by use of the words "may", "will", "should", "continue", "expect", "anticipate", "estimate", "believe", "intend", "plan" or "project" or the negative of these words or other variations on these words or comparable terminology. Forward-looking statements are subject to a number of risks and uncertainties, many of which are beyond XXIX Metal Corp.'s ability to control or predict, that may cause the actual results of the project to differ materially from those discussed in the forward-looking statements. Factors that could cause actual results or events to differ materially from current expectations include, among other things, without limitation, failure to establish estimated mineral resources, the possibility that future exploration results will not be consistent with XXIX Metal Corp.'s expectations, changes in world commodity markets and other risks disclosed to the Canadian provincial securities regulatory authorities. Any forward-looking statement speaks only as of the date on which it is made and, except as may be required by applicable securities laws, XXIX Metal Corp. disclaims any intent or obligation to update any forward-looking statement.

CAUTIONARY STATEMENT REGARDING HISTORICAL RESOURCES

The reader is cautioned that XXIX Metal Corp. has not undertaken any independent investigation of the dimensions, quantity or grade of the former Cooke gold-copper mine, Thierry K1 Zone, Thierry K2 Zone referred to above, therefore this historical data should not be relied upon. A qualified person has not done sufficient work to classify the historical estimate as current mineral resources or mineral reserves and XXIX Metal Corp. is not treating the historical estimate as current mineral resources or mineral reserves. XXIX Metal Corp. views this historical data as a conceptual indication of the potential size and grade of deposits in the area, and this data is relevant to ongoing exploration efforts. XXIX Metal Corp. does not treat any of the historical resources as Current mineral resources or mineral reserves.

The technical information contained in this XXIX Metal Corp. Presentation has been reviewed and approved by Denis McNichols, geo, Vice President Exploration for XXIX Metal Corp., who is a Qualified Person as defined in "National Instrument 43-101, Standards of Disclosure for Mineral Projects." All currency numbers are in $CAD unless otherwise stated.

*Note on Inferred Resources in the PEA: The PEA is preliminary in nature, and including inferred mineral resources that are considered too speculative geologically to have economic considerations applied to them that would enable them to be categorized as mineral reserves, and there is no certainty that the PEA will be realized.

CAUTIONARY STATEMENT REGARDING COPPER EQUIVALENT GRADES

Metal Prices used in the calculation of Copper Equivalent (CuEq) include Base Case pricing of US$4.35/lb copper, US$3,000/oz gold and US$30.00/oz silver and use the following formula: CuEq grade = Cu grade * [Total NSR / Cu NSR].

RISK FACTORS

An investment in the Company's securities is speculative and is subject to a number of risks and uncertainties that should be considered by a prospective investor. Prospective investors should carefully consider the risk factors described under "Risks and Uncertainties" in the Company's management discussion and analysis for the year ended October 31, 2024 before purchasing securities of the Company.

An investment in securities of the Company is suitable for only those investors who are willing to risk a loss of their entire investment and who can afford to lose their entire investment. Subscribers should consult their own professional advisors to assess the income tax, legal and other aspects of an investment in the Company.

Non-IFRS Financial Measures

This presentation makes reference to certain non-IFRS measures including "Initial Capital Cost", "Sustaining Capital", Closure Costs, C1 Cash Cost, C3 Cash Cost, NPV to Initial Capital, CAPEX Intensity, Profitability Index and Market Cap to NPV ratio. Non-IFRS measures and industry metrics do not have a standardized meaning prescribed by IFRS and are therefore unlikely to be comparable to similar measures presented by other companies. These measures are provided as additional information to complement IFRS measures by providing further understanding of our results of operations from management's perspective. Accordingly, these measures should not be considered in isolation nor as a substitute for analysis of our financial information reported under IFRS. The term EBITDA consists of net loss and excludes interest, taxes, depreciation and amortization. The most directly comparable measure to EBITDA calculated in accordance with IFRS is net loss.

FUTURE ORIENTED FINANCIAL INFORMATION

To the extent any forward-looking information in this Presentation constitutes "future-oriented financial information" or "financial outlooks" within the meaning of applicable Canadian securities laws, such information is being provided to demonstrate the anticipated market access and the reader is cautioned that this information may not be appropriate for any other purpose and the reader should not place undue reliance on such future-oriented financial information and financial outlooks. Future-oriented financial information and financial outlooks, as with forward-looking information generally, are, without limitation, based on the assumptions and subject to the risks set out above. Our actual financial position and results of operations may differ materially from management's current expectations and, as a result, our revenue and profitability may differ materially from any revenue or profitability profiles provided in this presentation. Such information is presented for illustrative purposes only and may not be an indication of our actual financial position or results of operations.

RISK FACTORS

STATUTORY RIGHTS OF ACTION FOR DAMAGES OR RESCISSION FOR CANADIAN INVESTORS

The following is a summary of rights of rescission or damages, or both, available to purchasers resident in the province of Ontario, New Brunswick, Nova Scotia and Saskatchewan. If there is a misrepresentation herein and you are a purchaser under securities legislation in Ontario, New Brunswick, Nova Scotia and Saskatchewan you have, without regard to whether you relied upon the misrepresentation, a statutory right of action for damages, or while still the owner of the securities, for rescission against the Company, and in New Brunswick, Nova Scotia and Saskatchewan, a statutory right of action for damages against the directors of the Company. In Ontario, statutory rights of rescission or damages are not available if the purchaser is: (a) an association governed by the Cooperative Credit Associations Act (Canada) or a central cooperative credit society for which an order has been made under Section 473(1) of that act; (b) a bank, loan corporation, trust company, trust corporation, insurance company, treasury branch, credit union, caisse populaire, financial services corporation, or league that, in each case, is authorized by an enactment of Canada or a jurisdiction of Canada to carry on business in Canada or a jurisdiction in Canada; (c) a Schedule III bank, meaning an authorized foreign bank named in Schedule III of the Bank Act (Canada); (d) the Business Development Bank of Canada incorporated under the Business Development Bank of Canada Act (Canada); or (e) a subsidiary of any person referred to in paragraphs (a), (b), (c) or (d), if the person owns all of the voting securities of the subsidiary, except the voting securities required by law to be owned by the directors of the subsidiary.

This statutory right of action is subject to the following: (a) if you elect to exercise the right of action for rescission, you will have no right of action for damages against the Company; (b) except with respect to purchasers resident in Nova Scotia, no action shall be commenced to enforce a right of action for rescission after 180 days from the date of the transaction that gave rise to the cause of action; (c) no action shall be commenced to enforce a right of action for damages after the earlier of (i) 180 days (with respect to purchasers resident in Ontario) or one year (with respect to purchasers resident in Saskatchewan and New Brunswick) after you first had knowledge of the facts giving rise to the cause of action and (ii) three years (with respect to purchasers resident in Ontario) or six years (with respect to purchasers resident in Saskatchewan and New Brunswick) after the date of the transaction that gave rise to the cause of action; (d) with respect to purchasers resident in Nova Scotia, no action shall be commenced to enforce a right of action for rescission or damages after 120 days from the date on which payment for the securities was made by you; (e) the Company will not be liable if it proves that you purchased the securities with knowledge of the misrepresentation; (f) in the case of an action for damages, the Company will not be liable for all or any portion of the damages that it proves do not represent the depreciation in value of the securities as a result of the misrepresentations; and (g) in no case will the amount recoverable in such action exceed the price at which the securities were sold to you. The foregoing is a summary only and is subject to the express provisions of the Securities Act (Ontario), the Securities Act (New Brunswick), the Securities Act (Nova Scotia) and the Securities Act (Saskatchewan), and the rules, regulations and other instruments thereunder, and reference is made to the complete text of such provisions contained therein. Such provisions may contain limitations and statutory defences on which the Company may rely.

Notwithstanding that the Securities Act (British Columbia) and the Securities Act (Alberta) do not provide, or require the Company to provide, to purchasers resident in these jurisdictions any rights of action in circumstances where this presentation or an amendment hereto contains a misrepresentation, the Company hereby grants to such purchasers contractual rights of action that are equivalent to the statutory rights of action set forth above with respect to purchasers resident in Ontario.

In Manitoba, the Securities Act (Manitoba), in Newfoundland and Labrador the Securities Act (Newfoundland and Labrador) and in Prince Edward Island the Securities Act (PEI) provide a statutory right of action for damages or rescission to purchasers resident in Manitoba, Newfoundland and PEI, respectively, in circumstances where this presentation or an amendment hereto contains a misrepresentation, which rights are similar, but not identical, to the rights available to Ontario purchasers.

The statutory right of action described above is in addition to and without derogation from any other right or remedy at law.